




S-BOX™

'CHAMELEON' INSTALLATION



HOW IT'S MADE




With our thanks to The Cambrian Granite Company

ANY S-BOX™ THAT IS TO BE INSTALLED INTO STONE – EITHER SURFACE MOUNTED OR IN ITS HIDDEN “CHAMELEON” MODE NEEDS THE INVOLVEMENT OF THE STONE FABRICATOR AND HIS CUTTING TOOLS . .



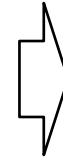
... IN EXACTLY THE SAME WAY THAT ANY STONE COUNTER IS PRE-CUT FOR ITS SINKS, TAPS, FAUCETS, DISPENSERS OR HOB



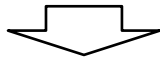


FOR 30mm MATERIAL (*OR THICKER*) THE DIMENSIONS AND THE 20mm DEEP REBATE (IF REQUIRED) ARE ENTERED INTO A COMPUTER CONTROLLED ROUTER MACHINE . . .

. . . AND THE TOOL FOLLOWS THE CUTTING ROUTE AND INSTRUCTIONS IT IS GIVEN



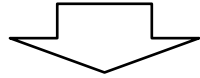
THE CENTRE POINTS ARE DRILLED FIRST




FOLLOWED BY THE CUTTING OF THE HOLE ITSELF




THE TOOL THEN RETURNS TO THE WORKTOP TO CARRY OUT ITS SECOND GRINDING PROCESS AND CREATES THE REBATE (at -20mm DEPTH) FOR THE S-BOX™ COLLAR TO SIT ON LATER.

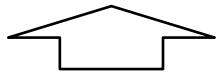




FOR SURFACE MOUNT INSTALLATION ONLY THE STANDARD RECTANGULAR HOLE IS REQUIRED →





THE CUSTOM TOP IS MADE BY 'SLICING' AN OFF-CUT PIECE OF THE COUNTER MATERIAL




THE CIRCULAR SAW FOLLOWS A LASER LINE, AND CAREFULLY CUTS THE THICK MATERIAL DOWN INTO THE 12mm THICKNESS REQUIRED. THIS IS DONE IN A SERIES OF 8-10 PASSES TO ENSURE THE INTEGRITY OF THE STONE.



**CROSS-CUTTING CREATES THE FINAL SIZE . . .
READY FOR THEIR CORNERS TO BE ROUNDED.**



SEE FULL INSTALLATION GUIDE
FOR CORNER RADIUS INFO 😊




THE CORNERS ARE TYPICALLY DONE BY HAND TO ENSURE THAT THE CUSTOM TOPS WILL NEATLY MARRY WITH THE INTERNAL RADIUS OF THE HOLES. THE EXPERIENCE AND SKILL OF THE WORKTOP SUPPLIER ENSURES THAT EVERYTHING WILL FIT BEAUTIFULLY ON SITE.



WITH HOLES AND TOPS NOW READY, THE COUNTERTOP CAN GO TO SITE . . . FOR THE S-BOX™ UNITS TO BE INSTALLED! 😊



At last! There is a '*designer*' solution for countertop power!




SURFACE MOUNT
WITH TOP "SWAP"

INSET/REBATED
20mm BELOW SURFACE

SURFACE MOUNT
IN STAINLESS STEEL

JUST FIT IT YOUR WAY!





S-BOX™
A British Design Innovation 



IN NATURE , CAMOUFLAGE IS A MATTER OF SURVIVAL
IN DESIGN, IT'S A MATTER OF STYLE

S-BOX™