

S-BOX™ CHAMELEON - a 'true' or 'false' rebate installation

There are two ways of installing the S-Box below the work-surface. Both involve the creation of a rebate at -20mm datum. The method you chose depends entirely on the thickness of the worktop material:

>For 30mm material and above (e.g. Granite) - the rebate is made within the material itself.

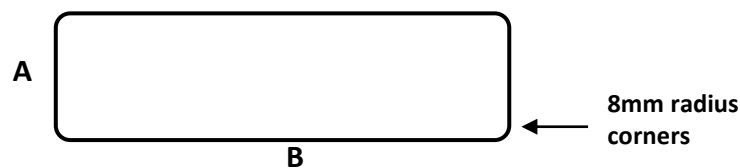
>For 20mm material (e.g. Quartz) - the rebate is "created" using a second material below it (e.g. MDF)

'TRUE' REBATE in 30+ mm material:

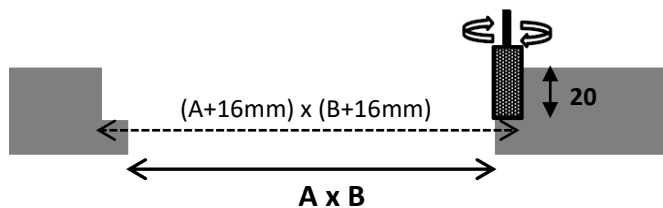
Firstly cut the standard *primary* hole for insertion of the box itself (= DIMENSIONS A x B)

A 98mm x **B** 211mm (2-port) **A**-115mm x **B**-295mm (3-port) **A**-115mm x **B**- 425mm (storage units)

(We suggest an 8mm radius setting for this primary cut)



Then create a **further** 8mm wide rebate **at 20mm depth** from the top of the work-surface, on which to mount the S-Box, and its collar, in its new position. The radius of the collar's corners is 8mm, so we suggest that you use a maximum 10mm radius for the rebate-routing process.



'FALSE' REBATE BELOW 20mm material:

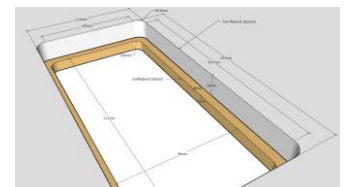
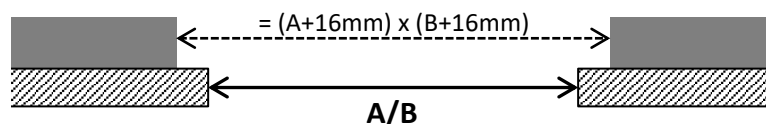
This is where the rebate is being "created" using a second material below. The upper hole now becomes the Master cut in the worktop material. So 16mm needs to be **added** to both the **A** and **B** dims above to allow the collar to pass through to sit on the *second* material below.

Cut-outs for the **UPPER** MATERIAL for this method are:

POWER BOXES > 114mm x 227mm (2-port) or 131mm x 311mm (3-port)

STORAGE BOXES > 131mm x 441mm

It is the **LOWER** material that requires the Standard Dimensions **A x B** for the collar to sit on.



After either of the above methods has been completed, the new top can now be created.

This should be carefully made to "marry" neatly with the larger rebated hole dimension.

Top requires correct radius (*slightly less than the hole*) and a gap of 1-1.5mm all way round to ensure clearance.

As a **guide**: TOP DIMENSIONS = 111mm x 224mm (2-port)

= 128mm x 308mm (3-port)

= 128mm x 438mm (STORAGE BOXES)

REMINDER! – MAX THICKNESS OF ANY CUSTOM TOP IS 12mm

SEE "HOW IT'S MADE" FOR A PHOTO MONTAGE OF FACTORY CUTTING & CUSTOM TOP CREATION