

**S-BOX**<sup>TM</sup>  
**CHAMELEON**



**POP-UP SOCKETS  
FOR INTERIOR DESIGN**

**MINI TR 15A**

**MINI TR 20A**





## INTRODUCTION



**S-BOX™**  
MINI TR

The S-Box™ MINI TR “pop-up” socket solution is very special.

Its patented lift-action delivers its outlets smoothly and instantly, at the simple touch of a finger, but has been specially designed to provide a strong, stylish and customise-able feature for an **invisible installation** if desired.

**S-Box™ products are not like plastic towers of the past, they are tough and resilient, and are built from solid steel.** They have also been tested by FIRA (Furniture Industry Research Association) for up to 75,000 continuous operations.


## A CHOICE OF MODELS in 15A or 20A

The S-Box™ MINI TR can be purchased for either surface-fitting, in beautiful brushed stainless steel, or for ‘secret’ fitting, using your own matching piece of surrounding worktop material.

**THIS UNIQUE FEATURE IS WHAT DESIGNERS HAVE WAITED FOR DECADES TO EXIST!**

The S-Box™ uniquely patented lifting mechanism allows each unit to become invisible, but still lift automatically at the same pace, whether the top is steel, or timber or even solid stone!

At last . . **POP-UP SOCKETS WITH THE INVISIBLE TOUCH.**



## COUNTERTOP STANDARDS



The S-Box™ pop-up sockets have passed the very latest N.E.C. tests for use in Kitchen Countertops. These extensive spill and splash tests were carried out independently by U.L. Laboratories and provide all S-Box™ models with full “Certification for Use in Wet Areas” such as kitchen worktops and islands.



UL962A + NEC 2 litre (½ Gallon)  
Saline Liquid Test 406.5 (E)



## THE WORKTOP SUPPLIER

In all projects it is important to involve the worktop supplier in the preparation process for installation of any S-Box™. Materials such as Granite, Quartz and Marble will require specialist factory tools to cut out the hole, even for the simplest surface-mount installation, but this is exactly the same process as the cut-out requirements for any sink or hob and for those worktop materials that are not practical to cut on site.

Full Instructions and Dimensions for Installation are free to download on our website ([www.the-sbox.com](http://www.the-sbox.com)) and also accompany each product.



Please also see our helpful Storyboard of the Worktop cutting process, located in TECH DATA section of Website



**S-BOX**  
MINI TR

## POP-UP SOCKETS FOR COUNTERTOPS & KITCHEN ISLANDS

15Amp or 20Amp

### KEY FEATURES OF **S-BOX** MINI TR

- **Solid steel construction** for strength & durability
- Splash/spill tested by UL Laboratories for Countertop use
- Zero energy, instant lift action at touch of a finger > >
- Unique design . . for an invisible installation
- Independently tested to 75,000 operations (F.I.R.A)



Choose

**CUSTOM-TOP**

or

**UNIVERSAL**

**S-BOX**  
**CHAMELEON**

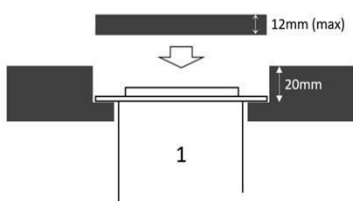
**S-BOX**  
**SURFACE**

A pre-prepared unit for installation below surface, and ready for a 'custom top' created by your worktop supplier

In brushed stainless steel for 'drop-in' fitting into any material



**CHAMELEON MODEL** is supplied with special 2-part collar that caters for all radius cutting. This is pre-set for installation of the unit at -20mm below the surface on a rebate – one that is pre-cut within (or 'created' below) the counter material. The unit is therefore ready to receive its matching piece of worktop material – up to 12mm thick maximum – to be used as the unit's top.



The **SURFACE MODEL** comes complete with surface-mounting collar and matching top in high grade Brushed Stainless Steel.





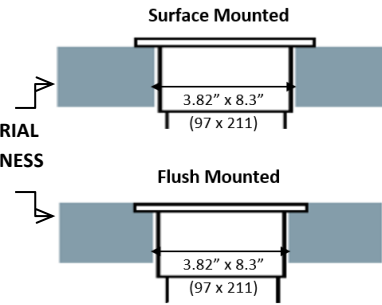
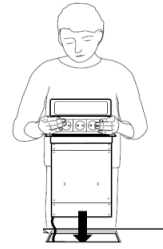


15Amp  
Code: SBOXMINI TR2-15

**S-BOX**  
SURFACE



ANY MATERIAL  
ANY THICKNESS



BRUSHED STAINLESS STEEL




Designed for immediate and simplest installation, this MINI TR model is supplied with a fully-radiused brushed Stainless Steel Collar and Top, suitable for a surface/drop-in fitting option. Clinically clean and fully heat resistant, this unit lays flat to surface and loses no countertop space whatsoever.



**S-BOX**  
CHAMELEON

A top-less product variant designed to receive a **custom** top from the get-go. S-Box® Chameleon units are supplied with a flexible **Two-Part Collar design**. This allows for the different corner radius of machine-cutting tools and the final design appearance of any installation.



0-8mm radius (part 1 collar only)

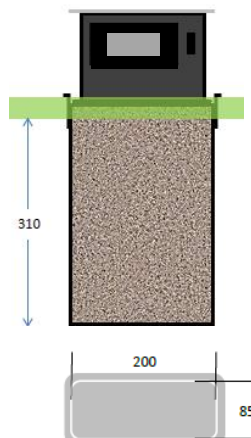


10mm radius or more (part 1 + 2)

15 Amp Code: SBOXMINI CT2-15



20 Amp Code: SBOXMINI CT2-20



USL, CNL - Furniture Power Distribution Units, Model: **S-BOX™ POWER BOX 2 SOCKET TAMPER PROOF VARIANT** ELECTRICAL RATING: 125 V ac, **15A** and **20A**, 60 Hz.

\*USL indicates investigation to the U.S. National Standard for Furniture Power Distribution Units, UL 962A, Second Edition, **plus additional 0.5 gallon spill tests to allow use in furniture in Wet Areas (Kitchen and Bathroom) – NEC 406.5 (E)**

\*CNL indicates investigation to Canadian National Standards C22.2 No.21-95, Cord Sets and Power Supply Cords.

These devices are cord-connected furniture power distribution units consisting of a metal enclosure with receptacles. The units are provided with a Listed 15A or 20A, 125 V, 3-conductor grounding type supply cord.

**“Unit shall be Connected to a GFCI Receptacle or connected to a GFCI branch circuit”, or equivalent.**  
UL Report: 2017-02-15


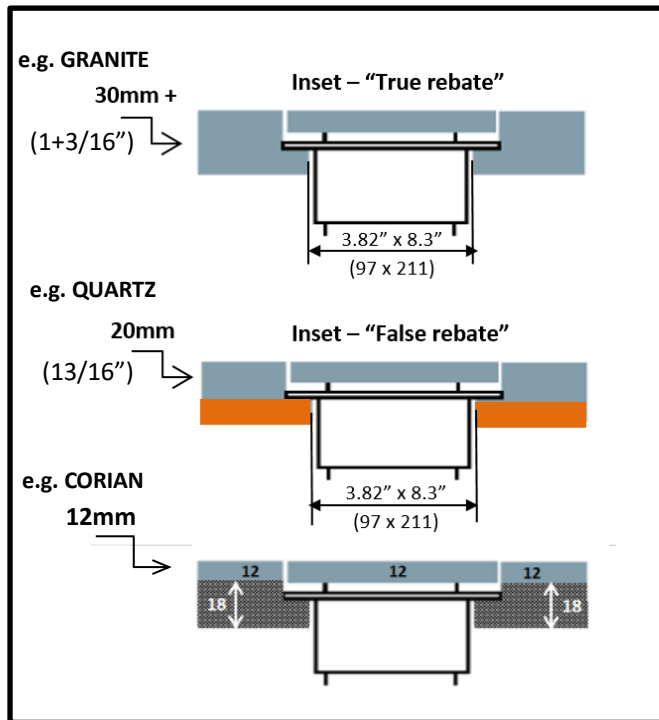




**S-BOX™**  
CHAMELEON

FOR ALL DIMENSIONS AND CUTTING INFORMATION  
PLEASE SEE DATA SHEETS & USA INSTALLATION GUIDE

**QUICK VISUAL GUIDE TO  
INSTALLATION AT -20mm (13/16")  
DATUM ON "TRUE" OR "FALSE" REBATE**

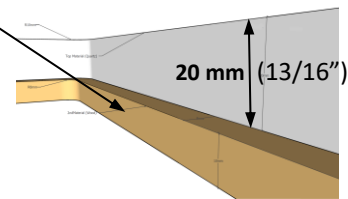
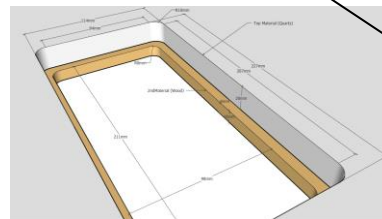


↑ "TRUE" REBATE  
Routed within the Material →



OR

↓ "FALSE" REBATE  
created by second/slave material below



MAXIMUM THICKNESS OF ANY CUSTOM TOP IS 12.5mm (1/2")

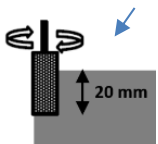


THE "ANY RADIUS" PART 1 OF THE COLLAR  
ALLOWS FOR NIL or SMALL RADIUS CUTTING

2  
COLLAR COVER (PART 2) ADDED INTO REBATE



3



**S-BOX™**  
CHAMELEON

S-Box™ is a Registered Trademark  
S-Box™ products' action and top change features  
are protected by International Patents in UK, EUROPE, USA,  
CANADA, AUSTRALIA & ASIA.

Cardinal Innovations Limited, Fernhill House,  
Battye Street, Bradford, West Yorkshire, ENGLAND Tel: 01274 386820